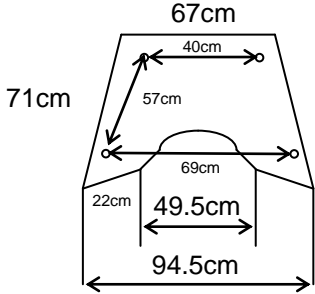
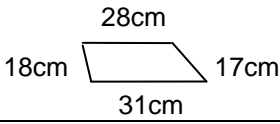
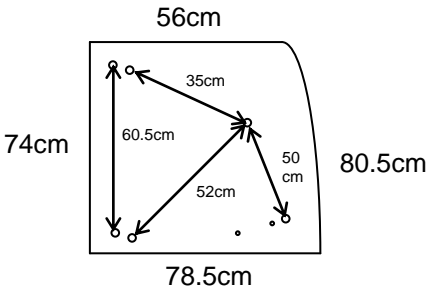
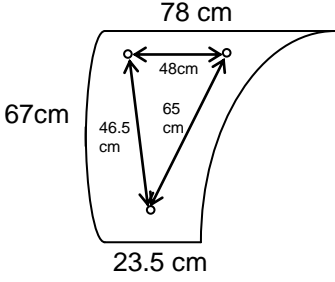
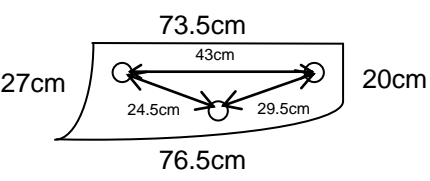
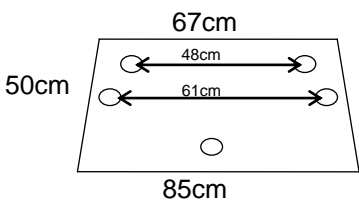
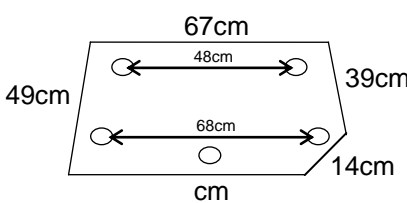
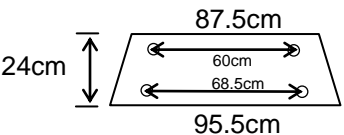


NEW HOLLAND TCE 40-45-50

RIF. RICAMBI R2	Q	Codice di Riferimento	Dis.	Note
Parabrezza 210,00 € Cad.	1	TCE/X		<ul style="list-style-type: none"> Guarnizione sul vetro Apribile con maniglie in plastica Avvitato
Inferiori ant. 110,00 € Cad.	1 sx 1 dx	LAN/M70		<ul style="list-style-type: none"> Fisso
Sup. Porta 210,00 € Cad.	1 sx 1 dx	LAN/MA		<ul style="list-style-type: none"> Guarnizione sul vetro Avvitato
Inf. Porta 190,00 € Cad.	1 sx 1 dx	LAN/MB		<ul style="list-style-type: none"> Guarnizione sul vetro Avvitato
Laterale 145,00 € Cad.	1 sx 1 dx	LAN/MC		<ul style="list-style-type: none"> Cerniere in plastica Apribile con maniglia in plastica
Superiore Posteriore 165,00 € Cad.	1	LAN/MD		<ul style="list-style-type: none"> Guarnizione sul vetro Apribile con molle a gas e 1 maniglia Cod: MN4/3
Superiore Posteriore 165,00 € Cad.	1	LAN/MD1 Vetro con smusso DX In produzione dal 19/02/2009		<ul style="list-style-type: none"> Guarnizione sul vetro Apribile con molle a gas e 1 maniglia Cod: MN4/3
Inf. Posteriore 145,00 € Cad.	1	LAN/M6		<ul style="list-style-type: none"> Fisso