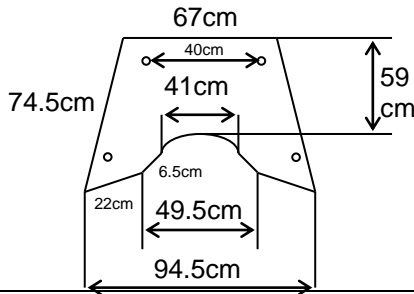
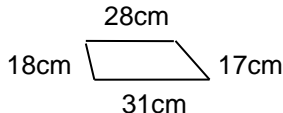
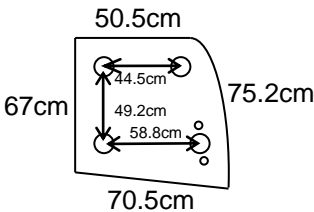
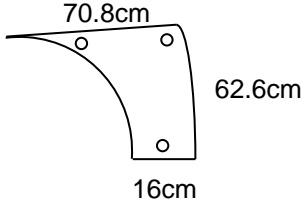
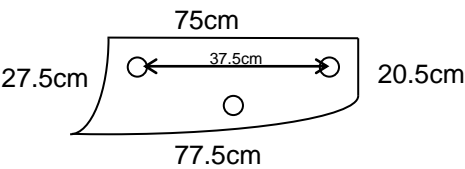
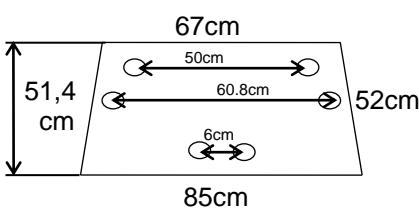
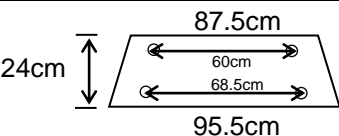


NEW HOLLAND TCE 40-45-50

RIF. RICAMBI M20	Q	Codice di Riferimento	Dis.	Note
Parabrezza 190,00 € Cad.	1	TCE/1		<ul style="list-style-type: none"> • Guarnizione sul vetro • Apribile con maniglie in plastica
Inferiori ant. 90,00 € Cad.	1 sx 1 dx	LAN/ M70		<ul style="list-style-type: none"> • Fisso
Sup. Porta 170,00 € Cad.	1 sx 1 dx	LAN/ M30		<ul style="list-style-type: none"> • Fisso • Avvitato
Inf. Porta 150,00 € Cad.	1 sx 1 dx	LAN/ M40		<ul style="list-style-type: none"> • Fisso • Avvitato
Laterale 130,00 € Cad.	1 sx 1 dx	LAN/ M50		<ul style="list-style-type: none"> • Cerniere in plastica • Apribile con maniglia in plastica
Sup. Posteriore 150,00 € Cad.	1	LAN/M2		<ul style="list-style-type: none"> • Guarnizione sul vetro • Apribile con molle a gas e maniglia in ferro
Inf. Posteriore 130,00 € Cad.	1	LAN/M6		<ul style="list-style-type: none"> • Fisso

- Si accettano ordini esclusivamente mezzo Fax e sotto chiara indicazione del Codice di Riferimento